

# LA TM120AIS

120° Infrared A TO46 (690 nm)



Light Avenue's TO46 LED series is designed for high power and high temperature applications. Due to the high quality chips used the maximum operating current can be extended considerably compared to other devices. Junctions temperatures up to 125° C can be applied. A highly automated production process ensures high volume capability and competitive pricing.

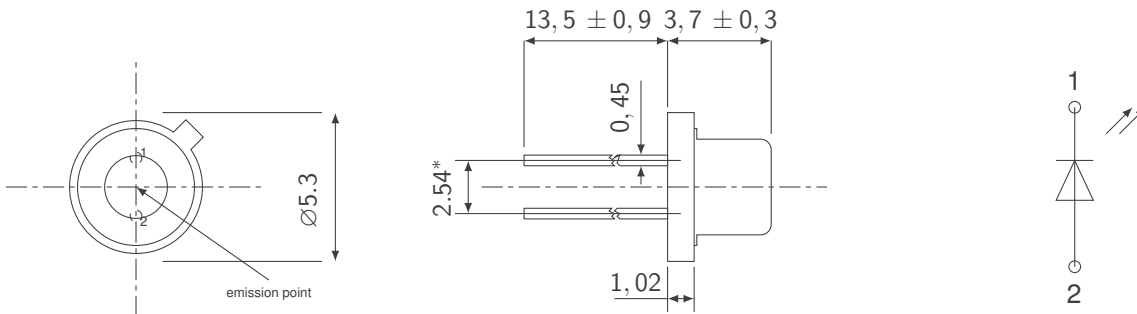
## Features

- Long Lifetime
- High operating temperatures
- Ultra-high-pulse performance
- TO46 package

## Applications

- Industry
- Sensor
- Medical
- Illumination

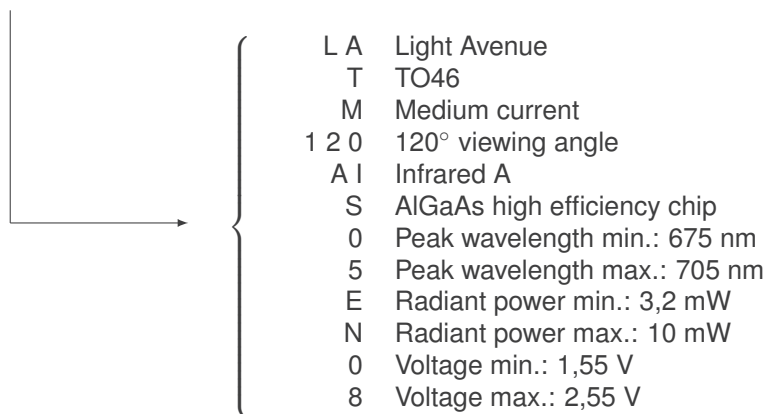
## Dimensions



\* all dimensions in mm. Tolerance  $\pm 0,2$  except given ones  
\* at the bottom of the LED

## Ordering information

TYPE	PEAK WAVELENGTH	RADIANT POWER
LA TM120AIS-05EN08	675 ... 705 nm	3,2 ... 10 mW



# LA TM120AIS

120° Infrared A TO46 (690 nm)



## Electro-optical characteristics ( $T_A = 25^\circ\text{C}$ )<sup>2</sup>

PARAMETER	SYMBOL	CONDITION	MIN.	TYP. <sup>1</sup>	MAX.	UNIT
Radiant power	$\Phi_e$	$I_f = 20\text{ mA}$	3,2	6	10	mW
Radiant intensity	$I_e$	$I_f = 20\text{ mA}$		1,2		mW/sr
Forward voltage	$V_F$	$I_f = 20\text{ mA}$	1,55	1,90	2,55	V
Peak wavelength	$\lambda_{peak}$	$I_f = 20\text{ mA}$	675	690	705	nm
Spectral width	$RMS$	$I_f = 20\text{ mA}$		35		nm
Beam Divergence Angle	$\theta$	$I_f = 20\text{ mA}$		120		°

## Maximum ratings ( $T_A = 25^\circ\text{C}$ )

PARAMETER	SYMBOL	CONDITION	MINIMUM	MAXIMUM	UNIT
Operating Current	$I_{f,max}$			70	mA
Operating Pulse Current	$I_{fp,max}$	$t_p = 10\mu\text{s}, D = 2\%$		300	mA
Operating Temperature	$T_{op}$		-40	100	°C
Storage Temperature	$T_{st}$		-50	125	°C
Junction Temperature	$T_j$			125	°C
Reverse Voltage	$V_R$		10		V
Power Consumption	$P_{tot}$			200	mW

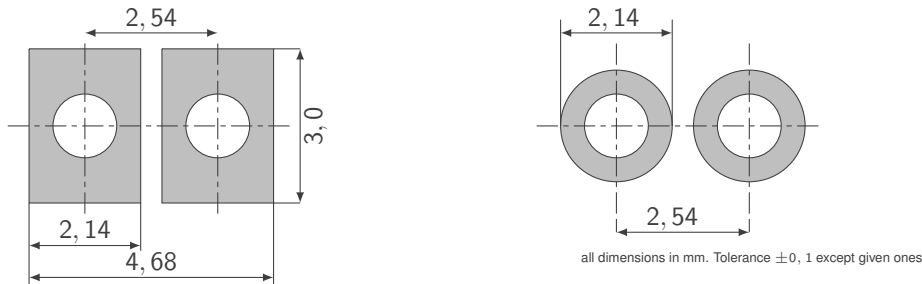
## Thermal characteristics

PARAMETER	SYMBOL	VALUE	UNIT
Thermal resistance junction ambient	$R\theta_{JA}$	400	K/W
Soldering temperature (3 seconds maximum)	$T_{sold}$	260	°C

## Material data

DESCRIPTION	MATERIAL	FINISH
LED chip	AlGaAs	
Stem	Kovar	Au plated
Cap	NiFe	Ni-plated
Lead Pins	Kovar	Au plated
Window	Glass AR coated	

### Recommended Solderpad



### Soldering

METHOD	SOLDERING CONDITIONS	REMARK (VALID FOR TTW AND LEAD FREE SOLDERING)
TTW soldering	Bath temperature 250°C, Immersion time: within 5 sec.	Soldering according to IEC-61760-1 TTW
Soldering iron	30W or smaller, temperature at tip of iron maximum 300°C, soldering time within 3 sec.	During soldering take care not to press the tip of iron against the lead. To prevent heat from being transferred directly to the lead hold the lead with a pair of tweezers while soldering.

Actual solder profile is very much depending on wave type, machine configuration, geometrical configuration, board shape etc. It is strongly recommended to optimize and evaluate the actual soldering conditions carefully for each individual project before releasing the soldering process.

## Important Usage and Application Information

Lead free product - RoHS compliant.

All products, product specifications and data to improve reliability, function, design or otherwise are subject to change without notice. The information describes the type of component and shall not be considered as assured characteristics.

Due to technical requirements components may contain dangerous substances. For information on the types in question please contact our Sales Organization.

The light output of the products may cause injuries to human eyes in circumstances where the products are viewed directly with unshielded eyes. LEDs can emit highly concentrated light which can be hazardous to the human eye. Products which incorporate these devices have to follow the safety precautions given in IEC 60825-1 and IEC 62471.

## Handling and Storage Conditions

Please be careful when handling the products, particularly if an over-voltage exceeds the maximum rating. The overflow in energy may cause damage to the products. In addition these products are sensitive to static electricity. Customers have to take care when handling the products to ensure that the handling process is fully protected against static generation. Ensure that products are grounded and that the facility has conductive mats, antistatic uniforms and shoes. Antistatic containers are considered to be a good insurance against static electricity. The soldering iron point should be properly grounded. An atmospheric ionizer is recommended for use in the facility where static could be generated.

Storage ambient conditions for all LEDs in sealed packages must be within  $T_A = 10...40^{\circ}\text{C}$  and relative humidity  $< 60\%$ . LEDs in opened packages must be used within 2 weeks after opening. Storage time under the conditions above in sealed packages must not exceed 24 months.

## Packing

LEDs are packaged in trays. Labels for identification are placed on the box. The label shows company name and address, LED type, quantity and lot number. The box is hermetically sealed in a plastic bag for shipment.

## Returns and Complaints

For complaints and returns of material a RMA-number is necessary. Samples for analysis purposes can be sent to us without credit.

## Shipping Conditions

If not otherwise arranged, the "General Terms of Business of Light Avenue GmbH" apply for any shipment. If this document is not familiar to you, please request it at our nearest sales office.

## Disclaimer

### **Attention please! Components used in life-support devices or systems must be expressly authorized for such purpose!**

Critical components<sup>3</sup> may only be used in life-support devices<sup>4</sup> or systems with the express written approval by us.

Light Avenue GmbH, its affiliates, agents, and employees, and all persons acting on its or their behalf, disclaim any and all liability for any errors, inaccuracies or incompleteness contained in any datasheet or in any other disclosure relating to any product. Light Avenue makes no warranty, representation or guarantee regarding the suitability of the products for any particular purpose or the continuing production of any product. To the maximum extent permitted by applicable law, Light Avenue disclaims (i) any and all liability arising out of the application or use of any product, (ii) any and all liability, including without limitation special, consequential or incidental damages, and (iii) any and all implied warranties, including warranties of fitness for particular purpose, non-infringement and merchantability. Statements regarding the suitability of products for certain types of applications are based on Light Avenue's knowledge of typical requirements that are often placed on Light Avenue's products in generic applications. Such statements are not binding statements about the suitability of products for a particular application. It is the customer's responsibility to validate that a particular product with the properties described in the product specification is suitable for use in a particular application. Parameters provided in datasheets and/or specifications may vary in different applications and performance may vary over time. All operating parameters, including typical parameters, must be validated for each customer application by the customer's technical experts. Product specifications do not expand or otherwise modify Light Avenue's terms and conditions of business, including but not limited to the warranty expressed therein. Except as expressly indicated in writing, Light Avenue's products are not designed for use in medical, life-saving, or life-sustaining applications or for any other application in which the failure of the Light Avenue product could result in personal injury or death. Customers using or selling Light Avenue products not expressly indicated for use in such applications do so at their own risk. Please contact authorized Light Avenue personnel to obtain written terms and conditions regarding products designed for such applications. No license, express or implied, by estoppel or otherwise, to any intellectual property rights is granted by this document or by any conduct of Light Avenue. Product names and markings noted herein may be trademarks of their respective owners.

Published by:  
Light Avenue GmbH  
Nuernberger Strasse 13a  
93152 Etterzhausen  
Germany  
[www.light-avenue.com](http://www.light-avenue.com)  
[info@light-avenue.com](mailto:info@light-avenue.com)  
© All Rights Reserved

<sup>1</sup>Due to the special conditions of the manufacturing processes of lasers, the typical data or calculated correlations of technical parameters can only reflect statistical figures. These do not necessarily correspond to the actual parameters of each single product, which could differ from the typical data and calculated correlations or the typical characteristic line. If requested, e.g. because of technical improvements, these typ. data will be changed without any further notice.

<sup>2</sup>Light Measurements are done with an accuracy of  $\pm 15\%$ . Voltage and wavelength are measured with an accuracy of  $\pm 0.1$  V and  $\pm 1$  nm. Correlation to customer's equipment and products is required.

<sup>3</sup>A critical component is a component used in a life-support device or system whose failure can reasonably be expected to cause the failure of that life-support device or system, or to affect its safety or the effectiveness of that device or system.

<sup>4</sup>Life support devices or systems are intended(a) to be implanted in the human body, or(b) to support and/or maintain and sustain human life. If they fail, it is reasonable to assume that the health and the life of the user may be endangered.