

LA PL240RBD

140° Royal Blue Point Source LED (470 nm)



The point source 0402 LED is designed for applications, where an extremely small emission point without any bondwires is needed. The LED is produced by using a high efficiency LED flip chip mounted on a small black ceramic aluminum oxide submount. The point source LED is easy to handle and IR-reflow solderable. The chip placement accuracy relative to the package is very high.

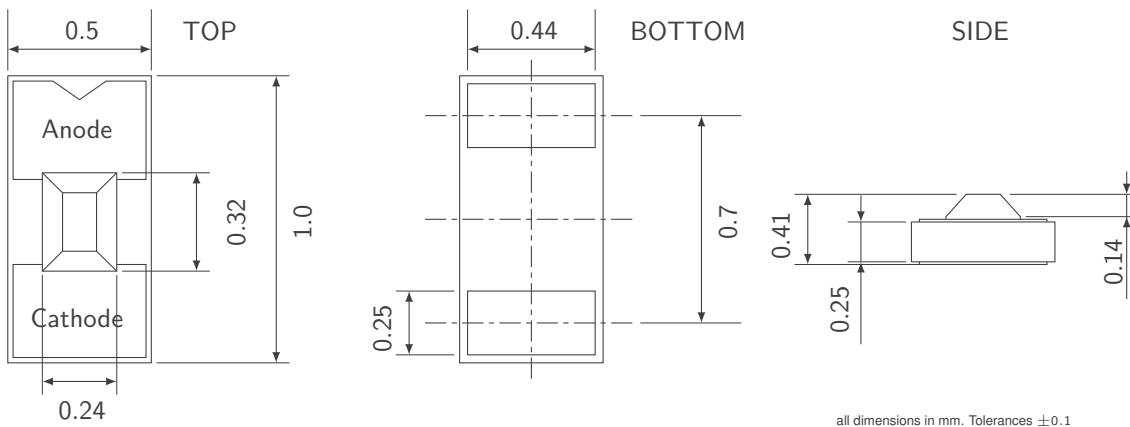
Features

- High optical efficiency
- Point source chip
- High optical precision
- Black SMT package

Applications

- Industry
- Sensor
- Medical
- Light grids

Dimensions



Ordering information

TYPE	PEAK WAVELENGTH	RADIANT POWER
LA PL240RBD-05OV08	450 ... 480 nm	10 ... 25 mW



- L A Light Avenue
- P Point Source LED
- L Low current
- 2 4 0 Chip size 240 x 320 μm^2
- R B Royal Blue
- D InGan high efficiency flipchip
- 0 Peak wavelength min.: 450 nm
- 5 Peak wavelength max.: 480 nm
- O Radiant power min.: 10 mW
- V Radiant power max.: 25 mW
- 0 Voltage min.: 2,6 V
- 8 Voltage max.: 3,6 V

LA PL240RBD

140° Royal Blue Point Source LED (470 nm)



Electro-optical characteristics ($T_A = 25^\circ\text{C}$)²

PARAMETER	SYMBOL	CONDITION	MIN.	TYP. ¹	MAX.	UNIT
Radiant power	Φ_e	$I_f = 20\text{ mA}$	10	15	25	mW
Radiant intensity	I_e	$I_f = 20\text{ mA}$		3,5		mW/sr
Forward voltage	V_F	$I_f = 20\text{ mA}$	2,6	3	3,6	V
Peak wavelength	λ_{peak}	$I_f = 20\text{ mA}$	450	470	480	nm
Spectral width	RMS	$I_f = 20\text{ mA}$		20		nm
Beam Divergence Angle	θ	$I_f = 20\text{ mA}$		140		°

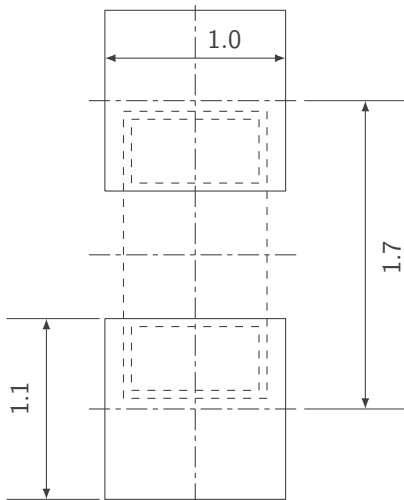
Maximum ratings ($T_A = 25^\circ\text{C}$)

PARAMETER	SYMBOL	CONDITION	MINIMUM	MAXIMUM	UNIT
Operating Current	$I_{f,max}$			50	mA
Operating Pulse Current	$I_{fp,max}$	$t_p = 10\mu\text{s}, D = 2\%$		200	mA
Operating Temperature	T_{op}		-40	100	°C
Storage Temperature	T_{st}		-40	100	°C
Junction Temperature	T_j			125	°C
Reverse Voltage	V_R		5		V

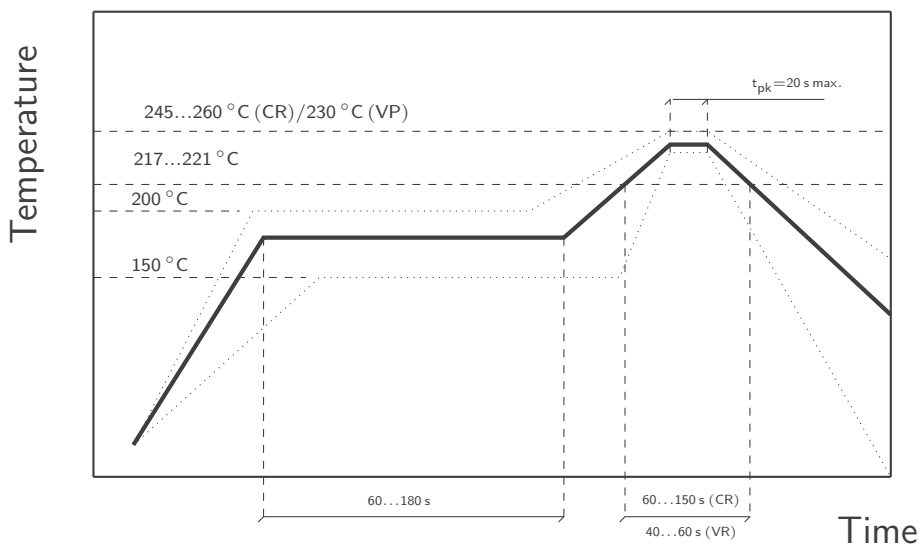
Thermal characteristics

PARAMETER	SYMBOL	VALUE	UNIT
Thermal resistance	$R\Theta_{J-Pin}$		K/W
Soldering temperature (3 seconds maximum)	T_{sold}	260	°C

Recommended Solderpad



Soldering



Recommended reflow soldering conditions following IPS/JEDEC J-STD-020.

LA PL240RBD

140° Royal Blue Point Source LED (470 nm)



Temperature maintained between 150 and 200 °C	MAXIMUM 180 s
Temperature maintained above 217 °C, Convection Reflow (CR)	150 s
Temperature maintained above 217 °C, Vapor Phase (VP)	60 s
Ramp-Up Rate	+3 °C/s
Peak Temperature (t_{pk}), Convection Reflow (CR)	245 to 260 °C
Peak Temperature (t_{pk}), Vapor Phase (VP)	230 °C
Time to Peak Temperature	8 min
Time within 5°C of actual Peak Temperature	20 s
Ramp-Down Rate	-6°C/s

Actual solder profile may vary from the example given, and is very much depending on machine type and configuration, geometrical configuration, board shape etc. It is strongly recommended to optimize and evaluate the actual soldering conditions carefully for each individual project before releasing the soldering process.

General Precautions with moisture-sensitive devices

Plastic and COB-assembled LEDs are sensitive to temperature shocks and especially to reflow soldering (the popcorn effect).

The cause of the popcorn effect is the enclosed moisture which can lead to cracks in the package with a sudden rise in temperature. All shapes and sizes of package for surface-mounted components are sensitive to this effect. The sensitivity increases with the thermal stress from the respective soldering process.

Components delivered without any form of protection against moisture should therefore either be baked or stored permanently in a dry environment, in both cases until immediately prior to soldering. The user is responsible for the qualification of the preparation and further processing of the LEDs.

Important Usage and Application Information

Lead free product - RoHS compliant.

All products, product specifications and data to improve reliability, function, design or otherwise are subject to change without notice. The information describes the type of component and shall not be considered as assured characteristics.

Due to technical requirements components may contain dangerous substances. For information on the types in question please contact our Sales Organization.

The light output of the products may cause injuries to human eyes in circumstances where the products are viewed directly with unshielded eyes. LEDs can emit highly concentrated light which can be hazardous to the human eye. Products which incorporate these devices have to follow the safety precautions given in IEC 60825-1 and IEC 62471. Blue products emit high energetic light, which may interact with the used thermoplastic material. Customer need to check the reliability and lifetime of the device under the applied conditions.

Handling and Storage Conditions

Please be careful when handling the products, particularly if an over-voltage exceeds the maximum rating. The overflow in energy may cause damage to the products. In addition these products are sensitive to static electricity. Customers have to take care when handling the products to ensure that the handling process is fully protected against static generation. Ensure that products are grounded and that the facility

LA PL240RBD

140° Royal Blue Point Source LED (470 nm)



has conductive mats, antistatic uniforms and shoes. Antistatic containers are considered to be a good insurance against static electricity. The soldering iron point should be properly grounded. An atmospheric ionizer is recommended for use in the facility where static could be generated.

Storage ambient conditions for all LEDs in sealed packages must be within $T_A = 10...40^{\circ}\text{C}$ and relative humidity $< 60\%$. LEDs in opened packages must be used within 2 weeks after opening. Storage time under the conditions above in sealed packages must not exceed 24 months.

Packing

LEDs are packaged automatically on reels and packed into paperboard containers. Labels for identification are placed on the box. The label shows company name and address, LED type, quantity and lot number. The box is hermetically sealed in a plastic bag for shipment.

Returns and Complaints

For complaints and returns of material a RMA-number is necessary. Samples for analysis purposes can be send to us without credit.

Shipping Conditions

If not otherwise arranged, the "General Terms of Business of Light Avenue GmbH" apply for any shipment. If this document is not familiar to you, please request it at our nearest sales office.

Disclaimer

Attention please! Components used in life-support devices or systems must be expressly authorized for such purpose!

Critical components³ may only be used in life-support devices⁴ or systems with the express written approval by us.

Light Avenue GmbH, its affiliates, agents, and employees, and all persons acting on its or their behalf, disclaim any and all liability for any errors, inaccuracies or incompleteness contained in any datasheet or in any other disclosure relating to any product. Light Avenue makes no warranty, representation or guarantee regarding the suitability of the products for any particular purpose or the continuing production of any product. To the maximum extent permitted by applicable law, Light Avenue disclaims (i) any and all liability arising out of the application or use of any product, (ii) any and all liability, including without limitation special, consequential or incidental damages, and (iii) any and all implied warranties, including warranties of fitness for particular purpose, non-infringement and merchantability. Statements regarding the suitability of products for certain types of applications are based on Light Avenue's knowledge of typical requirements that are often placed on Light Avenue's products in generic applications. Such statements are not binding statements about the suitability of products for a particular application. It is the customer's responsibility to validate that a particular product with the properties described in the product specification is suitable for use in a particular application. Parameters provided in datasheets and/or specifications may vary in different applications and performance may vary over time. All operating parameters, including typical parameters, must be validated for each customer application by the customer's technical experts. Product specifications do not expand or otherwise modify Light Avenue's terms and conditions of business, including but not limited to the warranty expressed therein. Except as expressly indicated in writing, Light Avenue's products are not designed for use in medical, life-saving, or life-sustaining applications or for any other application in which the failure of the Light Avenue product could result in personal injury or death. Customers using or selling Light Avenue products not expressly indicated for use in such applications do so at their own risk. Please contact authorized Light Avenue personnel to obtain written terms and conditions regarding products designed for such applications. No license, express or implied, by estoppel or otherwise, to any intellectual property rights is granted by this document or by any conduct of Light Avenue. Product names and markings noted herein may be trademarks of their respective owners.

Published by:
Light Avenue GmbH
Nuernberger Strasse 13a
93152 Etterzhausen
Germany
www.light-avenue.com
info@light-avenue.com
© All Rights Reserved

¹Due to the special conditions of the manufacturing processes of lasers, the typical data or calculated correlations of technical parameters can only reflect statistical figures. These do not necessarily correspond to the actual parameters of each single product, which could differ from the typical data and calculated correlations or the typical characteristic line. If requested, e.g. because of technical improvements, these typ. data will be changed without any further notice.

²Light Measurements are done with an accuracy of $\pm 15\%$. Voltage and wavelength are measured with an accuracy of ± 0.1 V and ± 1 nm. Correlation to customer's equipment and products is required.

³A critical component is a component used in a life-support device or system whose failure can reasonably be expected to cause the failure of that life-support device or system, or to affect its safety or the effectiveness of that device or system.

⁴Life support devices or systems are intended(a) to be implanted in the human body, or(b) to support and/or maintain and sustain human life. If they fail, it is reasonable to assume that the health and the life of the user may be endangered.